

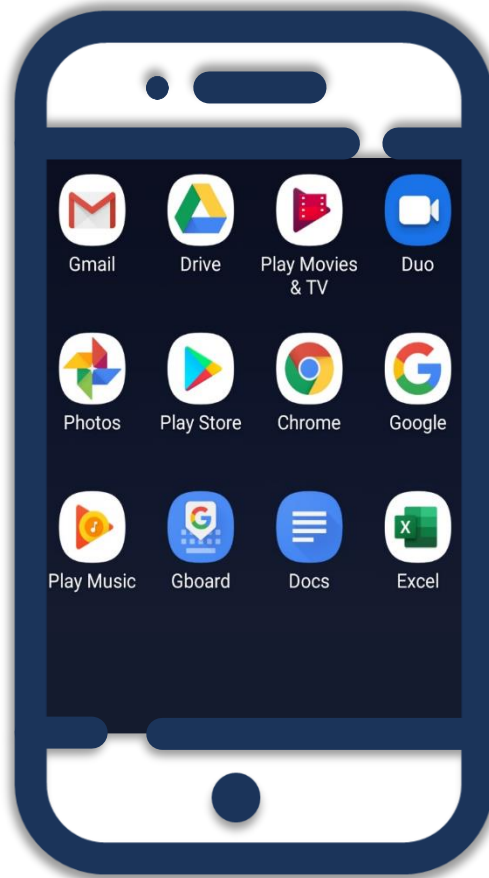


**eHub**

**DOWNLOAD, REGISTER, LOG IN**



**1** Open  Google Play Store

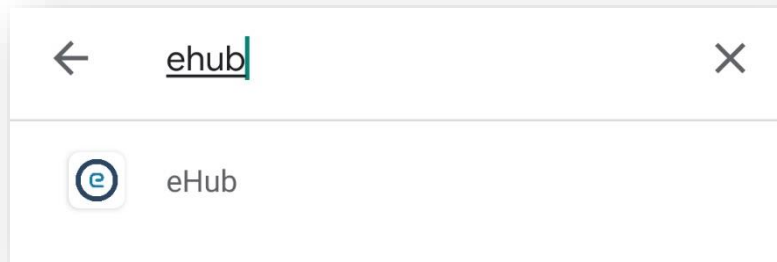


**DOWNLOAD  
THE  
APP**



**1** Open  Google Play Store

**2** Search




# DOWNLOAD THE APP




1 Open  Google Play Store

2 Search

3 Install



 **eHub**  
TEAM Software

4.4 ★  
10K reviews

500K+  
Downloads

**E**  
Everyone ⓘ

Install

# INSTALL THE APP




1 Open  Google Play Store

2 Search

3 Install

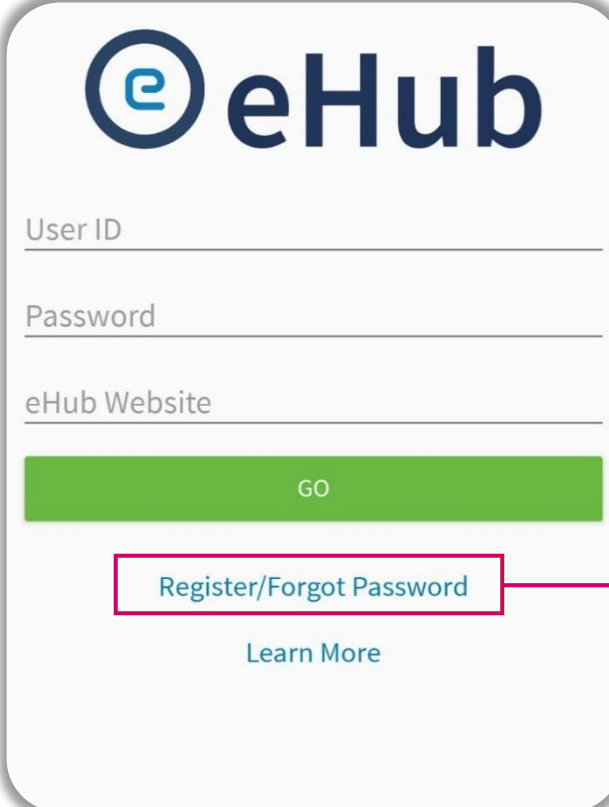
4 Open



**OPEN  
THE  
APP**



# REGISTER (first time)

A registration form for eHub. At the top is the eHub logo. Below it are three input fields: 'User ID', 'Password', and 'eHub Website'. A green button labeled 'GO' is positioned below the input fields. At the bottom of the form, there is a button labeled 'Register/Forgot Password' which is highlighted with a red rectangular border. Below this button is a link labeled 'Learn More'.

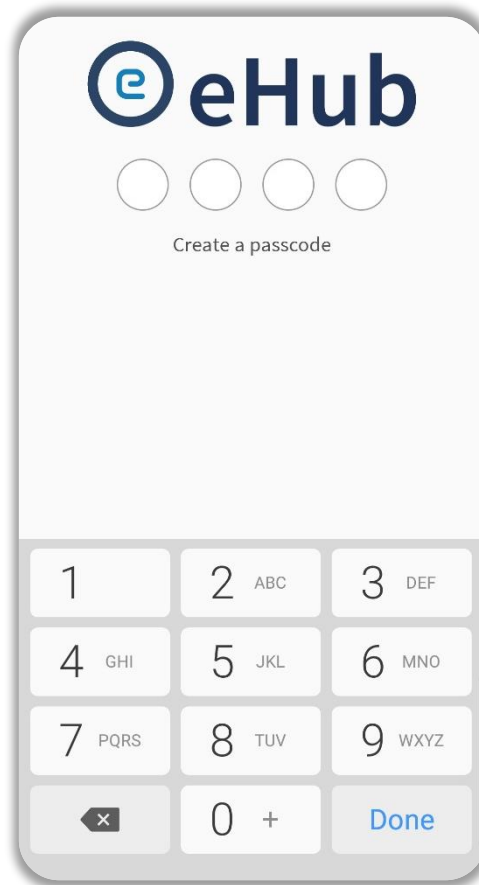
Touch register

# REGISTER (first time)

A mobile application interface for eHub registration. At the top, the eHub logo and name are displayed in a dark grey header. Below the header, the text 'User ID' is shown above a horizontal line. The main form area is white and contains four input fields: 'User ID' (with a green underline and a cursor), 'eHub Website', 'Date of birth' (with the value 'March 25, 2020' in blue text), and 'Social security number'. At the bottom of the form is a green button with the text 'GO' in white. The entire form is set against a dark grey background that mimics a mobile phone screen.

**Change date to  
your birthday**

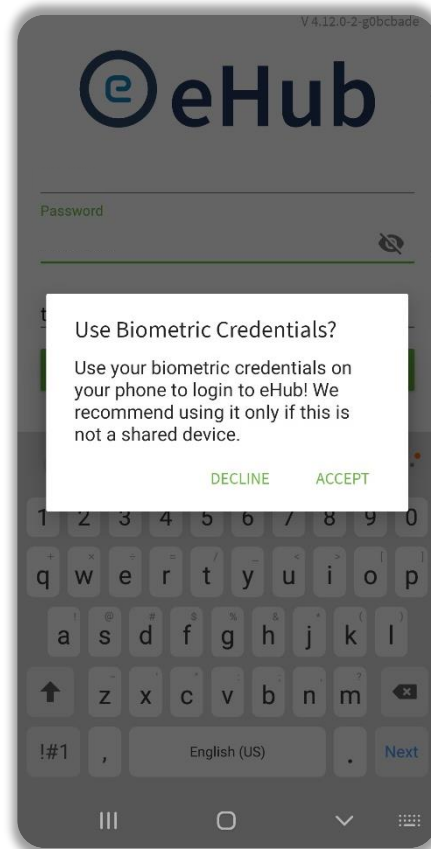
# REGISTER (first time)



**Choose a  
4-digit code**

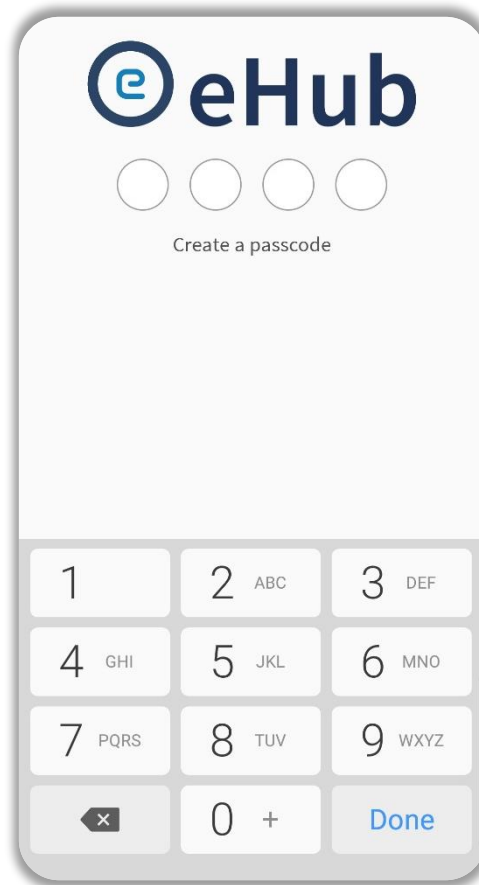


# REGISTER (first time)



**You can choose to use your  
fingerprint to log on**

# LOGGING IN



**Enter your  
code to log in**